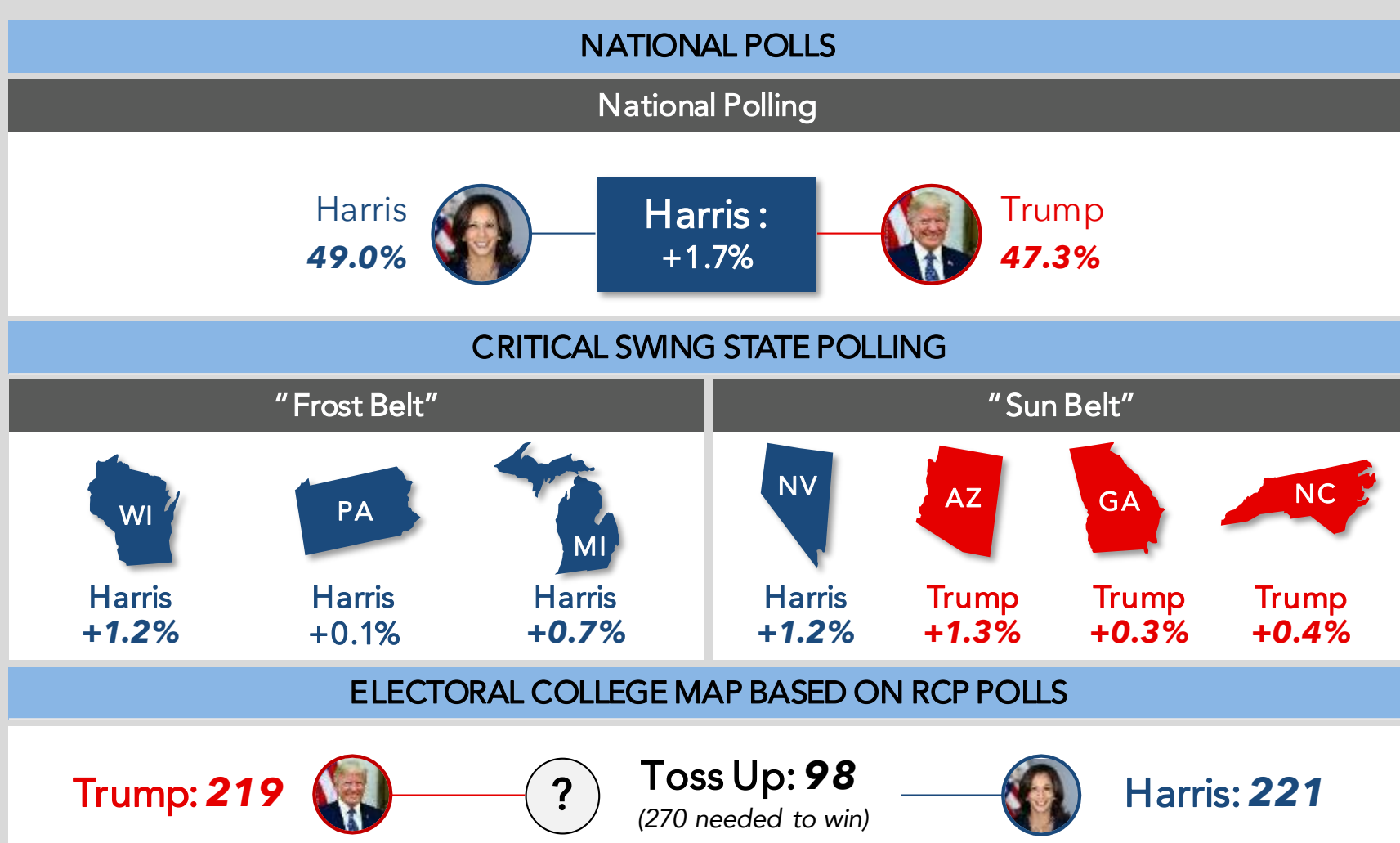


Chart of the Day



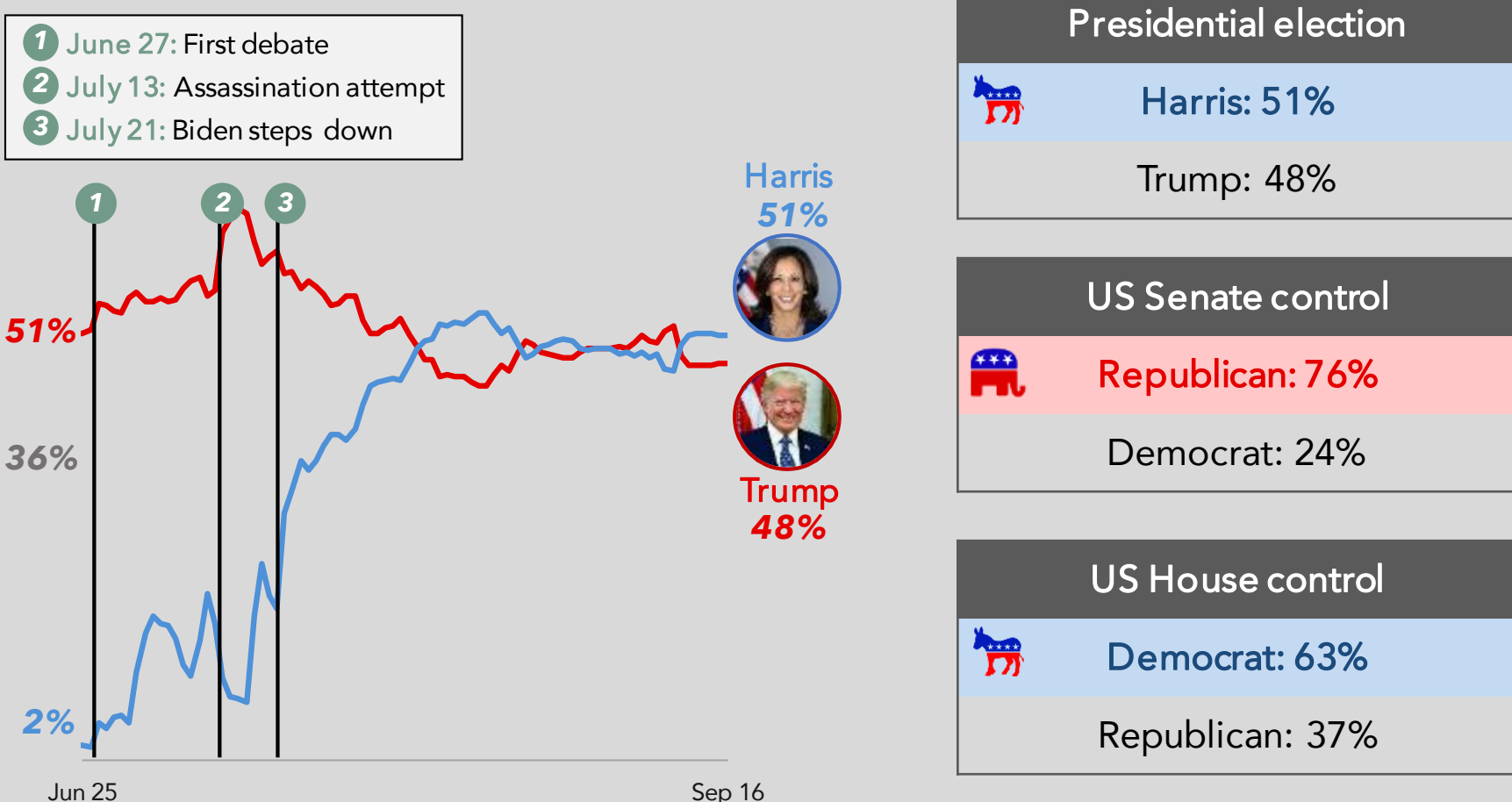
Today (Monday, September 16th) is exactly 50 days until the US Presidential election on November 5th. With the electoral map favoring Republicans, history suggests that VP Kamala Harris may need a 3-4% lead in national polls to win the electoral college.

2024 US Presidential election dashboard



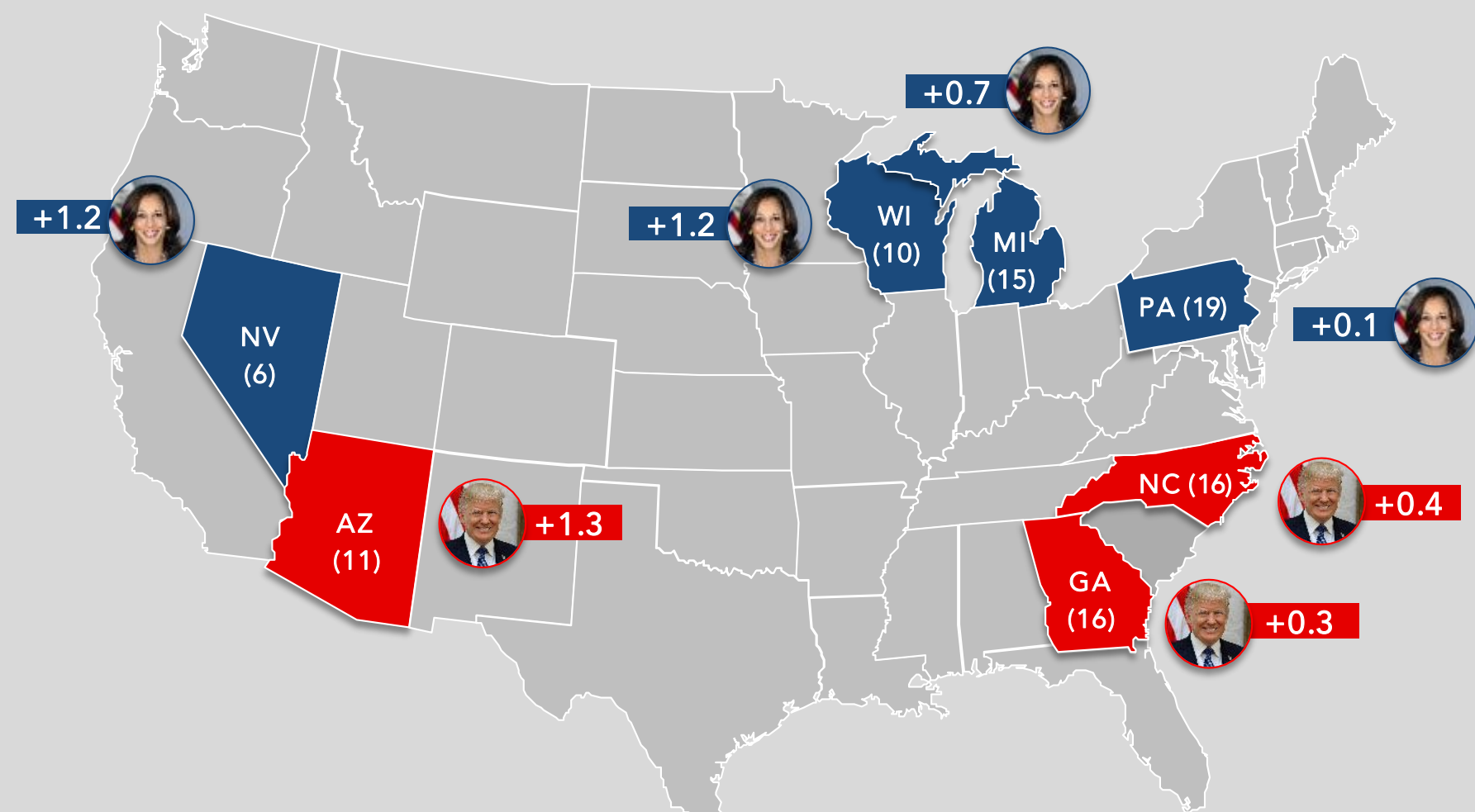
Since June 26, Vice President Harris' probability of winning the 2024 Presidential election in "betting markets" has increased from 2% to over 50%.

US betting markets (2024 election)



Polling averages in key 2024 "swing states" have converged sharply since President Biden withdrew on July 21, with most differentials now well within the margin of error.

Latest swing state polling and electoral college votes



Polling averages for swing states since President Biden's withdrawal on July 21

	Biden vs. Trump (July 21)		Harris vs. Trump (September 16)	
"Frost Belt"	WI	+2.9%	WI	+1.2%
	PA	+4.5%	PA	+0.1%
	MI	+2.1%	MI	+0.7%
"Sun Belt"	NV	+5.6%	NV	+1.2%
	AZ	+5.8%	AZ	+1.3%
	GA	+3.8%	GA	+0.3%
	NC	+5.4%	NC	+0.4%

Source: (1) RealClearPolitics. Data as of September 16, 2024. (2) Bloomberg. Data as of September 16, 2024. Data is market-implied odds. Presidential election betting odds is RCP betting average (Betfair, Betsson, Bovada, Bwin, Points Bet, Polymarket, Smarkets). Senate and House betting odds is "Electio bettingodds.com" betting average (Betfair, Smarkets, Predictit, Polymarket). (3-4) RealClearPolitics.

Global Corporate & Investment Banking Capital Markets Strategy Team

 Tom Joyce Managing Director Tom.Joyce@mufgsecurities.com (212) 405-7472	 Hailey Orr Managing Director Hailey.Orr@mufgsecurities.com (212) 405-7429	 Stephanie Kendal Vice President Stephanie.Kendal@mufgsecurities.com (212) 405-7443	 Angela Sun Analyst Angela.Sun@mufgsecurities.com (212) 405 - 6952
---	---	--	---

"Macro stability isn't everything, but without it, you have nothing."